

PRA HA
PRA GUE
PRA GA
PRA G



Prague

Facts & Figures

PRAGUE – THE CAPITAL OF THE CZECH REPUBLIC



PRAGUE – THE CAPITAL OF THE CZECH REPUBLIC

History

The capital city of the Czech Republic, Prague, is situated in the very heart of Europe, on a place that has been an intersection of continental merchant routes since time immemorial. It was the seat of Czech princes and kings from the tenth century A. D. In the mid-14th century, Prague was the centre of the Holy Roman Empire and Europe's third largest city in terms of population. As part of the Hapsburg monarchy, Prague remained the capital of Czech lands, which became the strongest part of the Austro-Hungarian Empire in terms of economy during the 19th century. Prague was developing as an important centre where Czech, German and Jewish cultures met and mingled. Following the establishment of the Czechoslovak Republic in 1918, Prague became the metropolis of the new country. It experienced a growth of its territory and a great building boom. Currently, Prague is a large city of more than one million people, spreading over almost 500 square

kilometres. Following the social and economic changes in 1989, Prague enhanced its historically strong ties with other cities in Central Europe, and has gradually been gaining a continuously improving position within the continental structure of big cities. Prague therefore deserves its recognition as being a high quality city.

Centuries of construction gave rise to an exceptional integrated architectural complex, unique in the world as regards its size and concentration of cultural heritage. Different architectural styles mingle and intertwine here, and their symbiosis creates the city's unique atmosphere. The most valuable part of the city's centre was declared the Prague Heritage Reserve in 1981, which was included in UNESCO's world cultural heritage list in 1992.

Prague is the seat of the top-level legislative, administrative and political bodies of the country - the parliament, government, and president; and the most

important social, cultural and educational institutions reside here. The city is the entrance gate to the Czech Republic.

Distances from some European capitals and Czech cities and towns (in km)

Vienna	310
Bratislava	320
Berlin	345
Budapest	550
Warsaw	630
Paris	1030
London	1280
Moscow	1880
Ústí nad Labem	90
Plzeň	95
Liberec	100
Hradec Králové	110
České Budějovice	140
Brno	200
Olomouc	275
Ostrava	360

Location

Latitude	50° 05' north
Longitude	14° 27' east
Elevation - maximum:	399 m above sea level
- minimum:	177 m above sea level
Area	496 sq km ²

Climatic conditions

Prevalent wind direction	Southwest, west, south
Average temperature	8.9° C
Average January temperature	-0.8° C
Average July temperature	18.5° C
Annual precipitation total	520 mm/year



Population

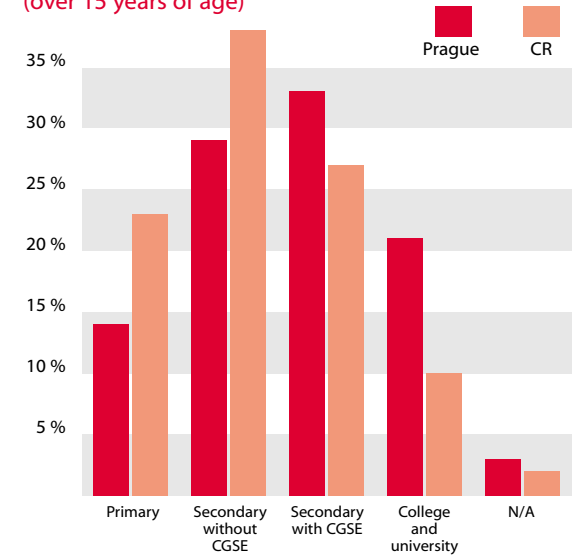
Prague has a population of almost 1.2 million permanent residents. The number of people who stay in Prague for a long period (both Czech and foreign nationals) has significantly grown over the last decade and it is estimated now at 160,000. Along with numerous groups of visitors, a total of around 1.5 million people move about the city on a normal day.



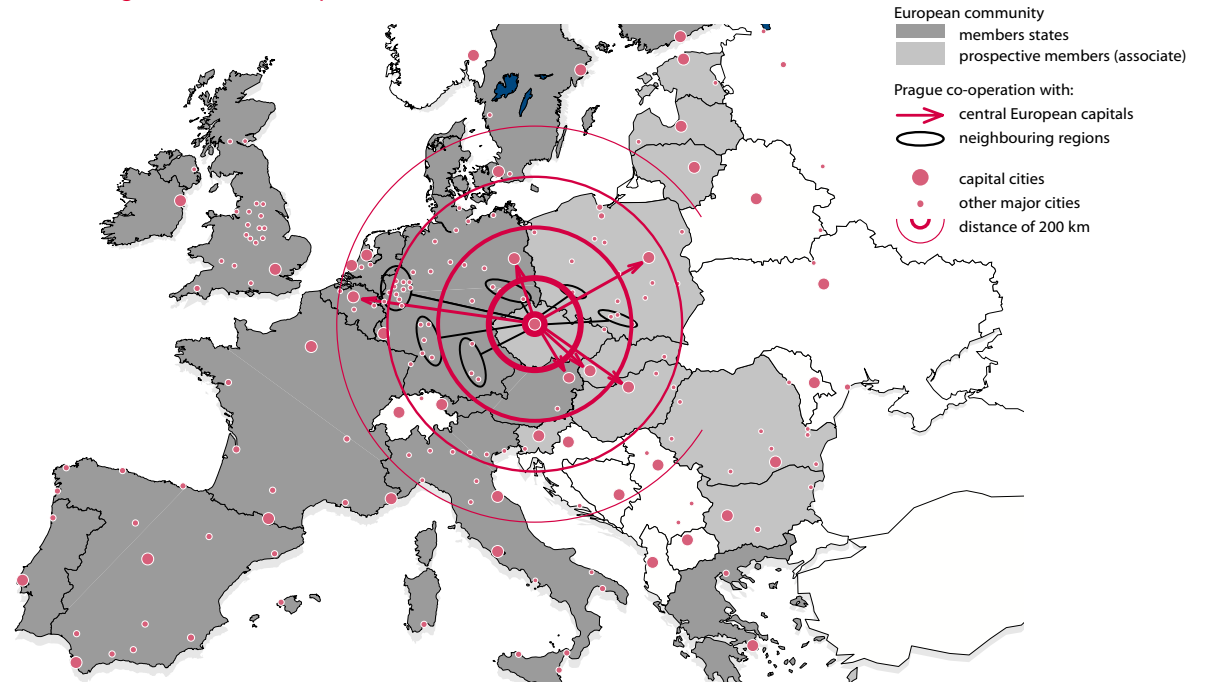
Population - permanent residents as at 31 December 2002

Number of permanent residents (in thous.)	1,161.9
Of whom: male	551.9
female	610.0
Population density per sq km	2,342
Age structure (%):	
0 - 14 years	13.0
15 - 64 years	71.0
over 65	16.0
Education of population (%):	
Secondary with CGSE	33.5
College and university	21.1

Structure population's education (over 15 years of age)



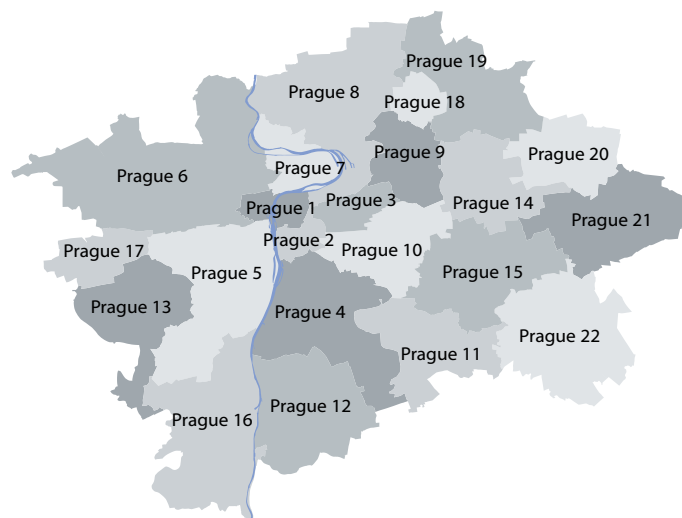
Prague links with European states and cities



Territorial and administrative division of the city

The position of Prague as the capital of the Czech Republic is defined in the Constitution of the Czech Republic and the Act No. 131/2000 on the Capital City of Prague. Prague is divided into 57 municipal districts whose administrative powers are laid down in the Charter of the City of Prague; together with the Prague City Hall, the municipal districts provide for both self-government and statutory functions of state administration. Effective from 1 July 2001, Prague has been newly divided into 22 administrative units in order to control and plan the city's development.

Prague's Administrative Districts

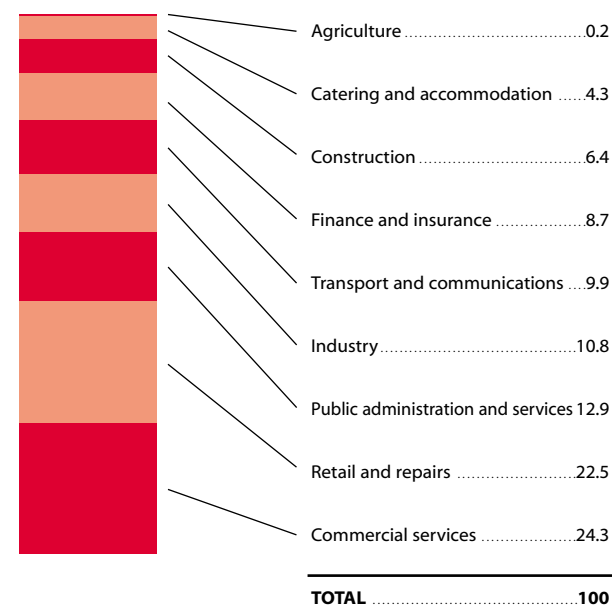


The elected Mayor is the head of the capital. The city's principal administrative bodies are the Prague Assembly of seventy members, eleven of whom form the Prague Council. They are elected for a four-year term of office; the latest election took place in November 2002. The executive body is the Prague City Hall with its specialised departments and sections. To provide for the city's operation and to render services to its inhabitants and visitors, Prague has established some 90 organisations and businesses. The municipal districts manage more than 400 other organisations.

Economy

Prague generates over 20% of the national gross domestic product and double the average of the whole country is attributable to it in per capita terms. Approximately one-fifth of all investment in the Czech Republic takes place in the city's territory. The largest part of Prague's economy has undergone profound transformation, and a vast majority of the private sector that has emerged through privatisation over the last decade has successfully adapted to the new conditions of the market economy. In addition to Czech businesses a number of foreign companies operate in the city and their business interests spread in all directions throughout the continent. The favourable investment climate is also confirmed by the city's 'A' rating by Standard & Poor's. The services sector has grown significantly while the percentage of manufacturing industries is decreasing. In addition to business services (finances, real estate market, information technologies, consulting, advertising, etc.) and services for individuals (primarily retail), the tourist industry holds an exceptional position in Prague. The most important industrial sectors are the printing, food, chemical, and engineering industries. A significant proportion of research and development is based in Prague.

Sector's share of output in Prague (%)



Tourist industry

Prague has maintained its exceptional attraction for tourists and is renowned for being one of the world's most beautiful cities. Almost one-half of the national income from tourism is realised on its territory. The city offers approximately 73,000 beds in accommodation facilities, most of which were built after 1990, including almost 51,000 beds in hotels and boarding houses capable of satisfying all categories of visitors. The number of highest-category hotel beds exceeded 20,000 in 2002. The offering of other tourist services and their quality are also improving steadily. Every year, over 2.5 million people use Prague's accommodation capacities and spend on average over four days in the capital. Prague is the destination for over 70,000 tourists every day in the high season, and the total number of visitor-days per year therefore amounts to almost 20 million.

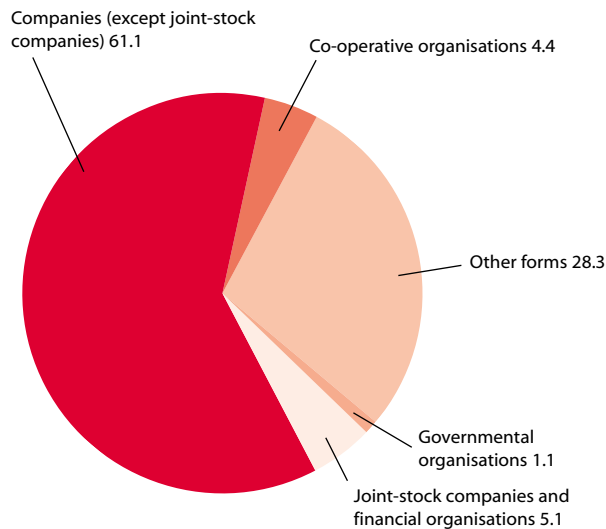
Business environment

Almost 75,000 manufacturing, trading and financial businesses operate or reside within the city's limits. Over 3,000 of them have more than 25 employees. In addition, 270,000 natural persons are registered in Prague who carry out their own business on a part-time or full-time basis. The private sector accounts for 95% of all economic entities (corporations and natural persons).

Average monthly (gross) wages of employees in 2001

Worker category	Salary in CZK	Prague to CR ratio
Managers	45 075	1,38
Scientists, professionals	27 994	1,30
Technicians, healthcare, teachers	21 847	1,24
Lower office ranks	16 570	1,20
Service and retail operations staff	12 612	1,18
Craftsmen, qualified manufacturers	16 417	1,15

Legal form of businesses in Prague as at 31 December 2001 (excluding natural persons' businesses), in %



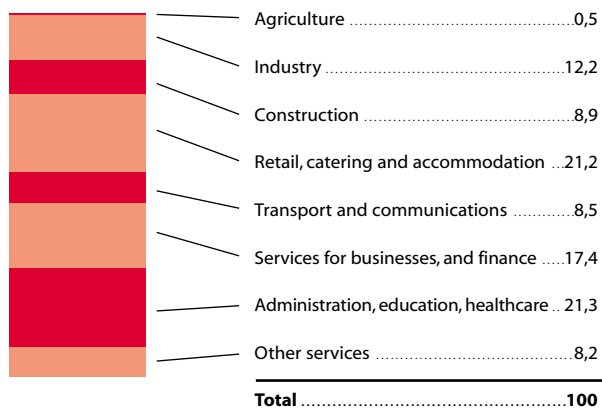
Most important companies based in Prague

Company	Core business
ČEZ, a. s.	Energy
Český Telecom, a. s.	Telecommunic. and mail services
České dráhy, s. o.	Transportation
Siemens, s. r. o.	Electrical & Electronics
ÖMV Praha, s. r. o.	Retail
Škoda Praha, a. s.	Investments in energy
Makro ČR, s. r. o.	Shops
Česká spořitelna, a. s. (ErsteBank)	Finance
Delvita, a. s.	Shops
Komerční banka, a. s. (Société Générale)	Finance
Metrostav, a. s.	Construction
Eurotel Praha, s. r. o.	Telecommunic. and mail services
IPS Skanska, a. s.	Construction
České aerolinie, a. s.	Transportation
Česká pošta, s. p.	Telecommunic. and mail services
ČKD dopravní systémy, a. s.	Mechanical engineering

Labour market and employment conditions

Prague is the largest regional labour market in the Czech Republic. Over 770,000 employees account for 15% of national employment. This includes over 110,000 daily commuters (over three-quarters of whom are from the Central Bohemian Region) and approximately 50,000 foreigners. One of the Prague labour market's strengths is the traditionally high level of the labour force's qualifications and professional skills. The Prague population's economic activity rate is 62.5% (2002). The economy has undergone significant transformation changes over the last decade. In addition to changes in ownership structures and growing productivity, this is also reflected in the numbers of employees in the various sectors. Employment in industry dropped by almost one-half whereas the services sector grew and currently accounts for 75% of employment.

Employment structure by sector 2002 (in%)



Unemployment

The unemployment rate has stabilised, the situation in Prague has long been significantly better than in the rest of the country. Still, one of the objectives of enhancing the city's attractiveness is to attract investors who would offer new job opportunities in a suitable structure of professions.

Unemployment rate (in % per quarter)

	4/99	4/00	1/01	4/01	1/02	4/02
Czech Republic	9,0	8,3	8,5	7,9	7,7	7,3
Prague	4,2	4,2	4,0	3,6	3,4	4,0

Real estate market

Office space

Prague offers over four million sq m of office space, including over three million sq m in the commercial sector. Over one-third of the spaces comprise premises meeting the highest European quality standards. Every year, contracts for the sale and lease of over 100,000 sq m are executed. A number of new office centres and buildings are under construction or at the design stage; they should bring approximately 500,000 sq m of office space complying with the most discerning users' requirements in the next two or three years.

Prime rents:

Prague, centre	EUR 15 to 19/m ² /month
Prague, outside centre	EUR 13 to 15/m ² /month

Retail space

Over the last ten years, the total retail space in Prague more than doubled to the current more than one million sq m. In terms of quality, it is fully compatible with European standards. The supply corresponds to the development of the effective demand. The major players are both foreign and domestic retail chains such as OBI, IKEA, MAKRO, DELVITA, TESCO, GLOBUS, URONOVA, BAUMAX, and others. The original retail network has been restored to a large extent, and complemented with new large-capacity outlets concentrated in commercial zones and parks.

Industrial and warehousing properties

The industrial and warehousing property market in Prague has good prerequisites for growth. A number of new warehousing and logistics facilities meeting „the European standard“ (i.e. a high, internationally recognised level) have been completed and commissioned inside the city and in its vicinity near principal roads over the last few years, while the construction of others has commenced. In 2000 and 2001, important facilities such as the D-1 Logistic Park I, the Rudná-Logistic Park, the Airport Logistic Park, the Zličín-Business-Park and others were completed on a total area exceeding 200,000 sq m. The construction of new facilities (D-1 Logistic Park II, Karlovarská, Tulipan Park, Zličín Business Centre II) has enlarged the offering by another more than 200,000 sq m. A number of new projects are being prepared for the utilisation of land next to the main transport routes. The rent in the most modern industrial properties (storage and logistics) amounts to EUR 5 - 6/m²/month.

Transportation

Prague is situated at an intersection of important transit roads, and its territory concentrates a large amount of functions and activities of above-regional importance.

- Prague is connected to 5 routes of the of the European road network, 3 of which are motorways (E 50, E 55, and E 67).
- In total, 4 motorways and 3 trunk roads lead to Prague.
- Transit railway corridors are being modified to enable a faster connection of Prague with Germany (Berlin, Hamburg, Nuremberg), Austria (Vienna, Linz), Poland (Kato-wice, Warsaw) and Slovakia (Bratislava, Žilina).
- Prague has four airports and several take-off and landing fields for helicopters, located at airports and in hospital compounds. Both international and inland passenger and cargo air transport takes place predominantly through the Praha-Ruzyně airport (an international airport of a very good standard - CAT IIIB ICAO, 3 runways, overall capacity: 8 to 10 million passengers a year). The airport in Ruzyně is situated 18 km from the city centre, and it is the principal international and inland air transport hub of the Czech Republic: in 2002, the airport served 6.3 million passengers, which accounts for approximately 95% of passenger air transport in the Czech Republic.
- Prague has a direct connection to the North Sea (the Hamburg port) thanks to the Labe - Vltava River Route.

Public transportation

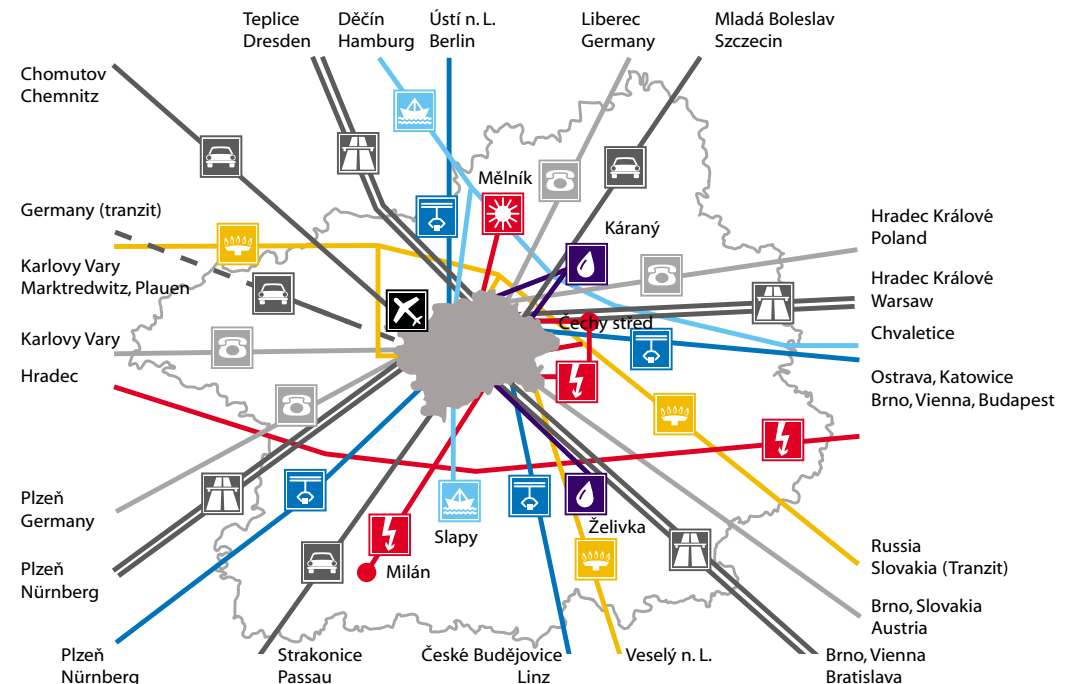
- Public transportation in Prague moves approximately 1.1 billion passengers annually, accounting for 57% of the transport of all people in the city.
- The principal means of public transport is the metro, transporting approximately 40% of all public transport passengers annually, i.e. over 0.4 billion people a year, complemented by the tramway, bus, and railway systems.
- Connection with the city's suburbs and broader surroundings up to 40 to 50 km from the city's centre is supported by the Prague Integrated Transport system, based on the backbone function of the suburban railway service.
- The capacity of all 'park-and-ride' car parks is approximately 1,400 vehicles.

Prague transport network

	Length in km
Railway	244
Of which - passenger transport uses approximately ...	150
Metro	50
Tram	138
Road network	3 508
Of which - motorways	10
- other high-speed roads	76

Note: (as at the end of 2002)

External links of Prague's infrastructure



Infrastructure - utilities

Water distribution and sewerage

- Prague is supplied with drinking water from the Želivka, Káraný and Podolí reservoirs of the Central Bohemia water supply system. Their maximum output totals approximately 10,000 m³/s.
- The water distribution network in Prague is over 3,394 km long and the sewerage network is 3,088 km long.
- 99.9% of Prague's inhabitants plus approximately 200,000 people living in the surrounding Central Bohemian region are connected to the water distribution network; 99.3% of Prague citizens are connected to the sewerage network.
- Drinking water production amounted to 145 million m³ in 2002. Water quality is monitored and tested pursuant to the applicable domestic and European standards.
- Wastewater treatment is provided primarily by the Central Waste Water Treatment Plant, as well as by local plants on an additional level.
- Pražská vodohospodářská společnost, a. s. is the main manager of Prague's water and sewerage assets.
- Pražské vodovody a kanalizace, a. s. is the main operating and servicing organisation.

Electricity

- The power supply for Prague is provided mainly from the national 400-kV and 220-kV transmission systems; and the 110-kV distribution network and the 110/22-kV transformer and distribution substations to a lesser degree.

- In 2002, the maximum network load amounted to 1,055 MW. The installed output of the very high voltage/high voltage transformers was 2,343 MVA as at 31 December 2001.
- The usable power supply totalled 4,748.7 GWh in 2002.
- The grid was 11,122.6 kilometres long in 2002.
- There were 682,500 electricity customers in 2002.
- The electricity supplier is Pražská energetika, a. s., and the main producer is ČEZ, a. s.

Gas

- Natural gas is the city's main source of energy. Prague is connected to the inland system of transit and very high pressure pipelines.
- The gas distribution network, including service lines, was 3,869 kilometres long in 2002.
- 80.3% of Prague's households (i.e. 92.2% of all gas customers) were connected to gas supplies in 2002.
- Natural gas consumption in Prague totalled 11.8307 billion kWh in 2002.
- TRANSGAS, a.s. is the gas supplier. Pražská plynárenská, a.s. is the chief distributor and manager of gas pipelines and related facilities.

Heat Supplies

- Centralised heat supply sources (district heating), block and house boiler rooms, single pipe heating systems and local room heaters provide the required heat supply for the city (approximately 7,600 MW).

- The largest heating plant for Prague is located in Mělník (30 kilometres north of Prague).
- The heat distribution networks are 604.8 kilometres long.
- There are 2,988 heat exchange stations in the city.
- Pražská teplotárenská, a. s. sold 15,378 TJ of thermal energy in 2001.
- Controlling almost 38% of Prague's thermal energy market, Pražská teplotárenská, a. s. is the main supplier of district heating and manager of the plants and distribution networks.

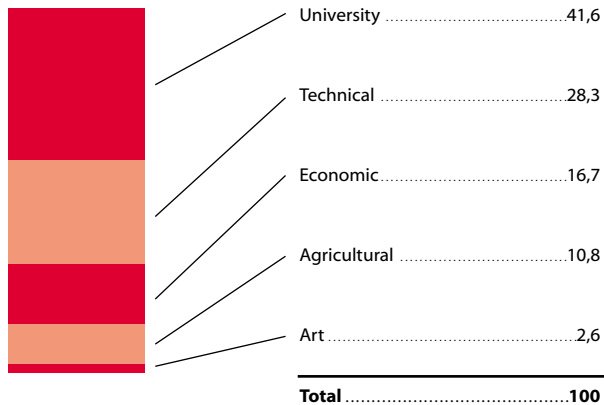
Telecommunications and radio communications

- Five operators provide services over the fixed public telecommunication network.
- The Prague telephone district also includes an adjacent part of the Central Bohemian region. There are approximately 760,000 telephone lines, including some 490,000 residential. All lines have already been connected to 150 digital exchanges.
- Telephone penetration in the residential segment is approximately 92%.
- As part of the national network, wireless telephone services provided by three operators cover virtually the entire territory of the city. Public mobile networks are fully interconnected with the fixed public telephone network.

Education

The city's leaders consider education and use of intellectual wealth to be one of the cornerstones of Prague's appeal on the international scene. Primary and secondary schools provide education to children and the youth from Prague as well as from the Central Bohemian region and, in some cases, also from other parts of the country. Eight universities, forming the national core of higher learning, provide education in social, natural, technical and economic sciences as well as in various arts. Adult education has the form of various types of evening and distance courses and meets the objectives of lifelong education and re-training. Schools are an integral and natural part of the capital's life.

University students - breakdown by orientation (in %)



The structure and orientation of Prague's institutions of higher education are based on a long tradition – Charles University was founded in 1348 and the Czech Technical University in 1707. In addition to Czech students, some 4,000 foreign students (5.5% of all university students) attend Prague's universities.

School type	Number of schools	Number of students 2001/2002
Grammar schools	58	23 051
Other and specialised secondary schools	93	31 848
Colleges and universities	8	75 631

Healthcare

The quality of healthcare in Prague is comparable with the standard customary in developed countries. There are over 7,000 physicians providing healthcare in outpatient facilities. Over 3,700 doctors work in 47 hospitals and specialised health institutes with a capacity of 13,500 beds. Specialised trans-regional care provided primarily in teaching hospitals in Prague plays an important role. Emergency services, including air service, provide medical care in acute cases.

Culture

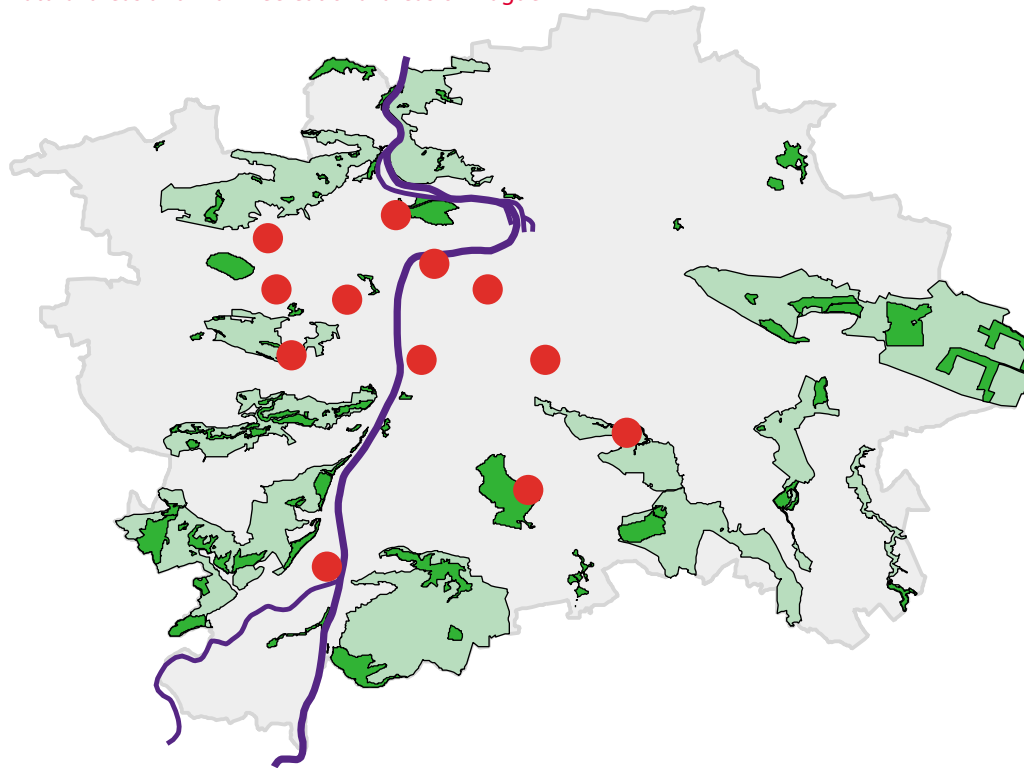
The cultural/social offering is so wide-ranging that Prague was selected as one of the European Cities of Culture for the year 2000. Among other features, the city's territory is home to 81 museums, 108 art galleries, and 71 resident theatres and concert halls. Prague annually hosts major cultural events such as the Prague Spring music festival. The preserved complex of Jewish monuments on the territory of the former ghetto is the world's unique heritage. The believers of most confessions will find their sanctuaries in Prague.



Leisure

For short relaxation, there are the green areas of parks and forest parks, sports and leisure facilities, and other facilities such as botanical gardens, the zoological gardens, astronomical observatories and a planetarium. For longer lasting recreation, there are natural sites in the city's immediate vicinity as well as the more distant areas. The offering is even wider thanks to relatively good transport connection with the main holiday resorts in the country.

Protected natural areas and main recreational areas of Prague



Important policy documents

The city's long-term development concept is contained in the following documents, specifically:

■ Strategic Plan for Prague

Formulates the principal strategy of the city's development up to 2020; approved by the Prague Municipal Assembly on 25 May 2000.

■ Monitoring Report on the Fulfilment of Prague's Strategic Concept in 2000; approved by the Prague Municipal Assembly on 28 June 2001

■ Monitoring Report on the Meeting of Prague's Strategic Concept in 2001 and 2002; approved by the Prague Municipal Assembly on 27 June 2002

■ Programme of Strategic Plan Implementation for the period 1999-2006

A set of strategic priorities, programmes and projects for the next two terms of office, approved by the Prague Municipal Assembly on 24 June 1999.

■ Prague City Master Plan

A document required by the law, determining the principal town-planning concept of the city's development, the arrangement and use of areas, and the conditions and progress of construction in the period to 2010. The Prague Municipal Assembly approved the new Prague Master Plan on 9 September 1999.

Contact addresses:

Magistrát hl. m. Prahy (Prague City Hall)
Mariánské náměstí 2
110 01 Prague 1
Tel.: +420 236 001 111
<http://www.prague-city.cz>

Útvar rozvoje hl. m. Prahy
(Development Department of the Prague City Hall)
Hradčanské náměstí 8
118 54 Prague 1
Tel.: +420 224 308 111, +420 220 514 643
E-mail: kr@urm.mepnet.cz

Institut městské informatiky hl. m. Prahy - IMIP
(Prague Institute of Municipal IT)
Vyšehradská 57
120 00 Prague 2
Tel.: +420 224 481 111
E-mail: imip@imip.mepnet.cz

Pražská hospodářská komora
(Prague Chamber of Commerce)
U Radnice 5
110 00 Prague 1
Tel.: +420 224 818 197
E-mail: hk_praha@pha.pvtnet.cz

Published by the Prague City Hall as a special purpose publication of the City of Prague.
Prepared by the Strategic Planning Section of the Development Department of the Prague City Hall.
Photography: Jan SágI, Czech Tourist Authority 2003, Public Relations department of the Prague Municipality
Graphic design: Euro Agency
Print: Press Servis

Prague: Facts & Figures - July 2003

